




Lighting

Listed below are some of the current/most popular broadcast & production lighting products on the market. If you can't find what you're looking for on the list below, get in touch and we can put a quote together for you.

Please call or email for the latest pricing.




All-In Range



Key Features:

- 1x1 & 2x1 models available
- Use different colours by mixing RGB & bi-colour
- Control via wireless controller, motion detection & iOS/Android app
- Slim design
- CRI >98

Fabric Range




Key Features:

- Bi-Flex M7 1x1, Bi-Fabric 1x2, Bi-Fabric 1x4 & Fabric-Lite 350 models available
- Lightweight, flexible LED panel
- Bi-colour: 3000K - 6000K
- High output, high quality LED - CRI >98
- Dimmer unit
- Can be powered with V-mount or Gold mount batteries

VISUAL **i**MPACT


n o r t h e r n



Mosaic Range

Key Features:

- 2x4, 4x4 & 3x6 models available
- Lightweight, flexible RGBWW LED panel
- Colour temperatures from 2200K to 12000K
- CRI >95
- Dimmer unit
- DMX / LumenRadio / Bluetooth control



Mosaic Tube Range

Key Features:

- 4ft & 8ft models available
- Lightweight, inflatable RGBWW tube light
- Colour temperatures from 2200K to 12000K
- CRI >95
- Dimmer unit
- DMX / LumenRadio / Bluetooth control



A-Lite

Key Features:

- Small, on-camera/practical bi-colour LED light
- Internal battery
- Colour temperatures from 2900K to 6300K
- CRI >97

VISUAL **IMPACT**

n o r t h e r n

amaran

COB 60d S



Key Features:

- Ultra-High Color Quality, 65W Output Daylight Bowens Mount Point-Source LED
- Upgraded High SSI LEDs: SSI (D56): 86+ — Significantly Improved Spectral Continuity & Light Quality
- Increased CRI, TLCI, TM-30 and SSI Scores for Super Accurate Colour Rendering
- CRI: 96+, TLCI: 99+, TM-30 Rf: 96, TM-30 Rg: 100
- 37,800 lux @ 1m with Hyper Reflector (Mini) & Daylight CCT: 5,600K

COB 60x S



Key Features:

- Ultra-High Color Quality 60W Output Bi-Color Bowens Mount Point-Source LED
- Upgraded High SSI LED Design: SSI (Tungsten): 90+, SSI (D56): 87+ Significantly Improved Spectral Continuity and Light Quality
- Increased CRI, TLCI, TM-30 and SSI scores for Super Accurate Colour Rendering
- CRI: 96+, TLCI: 97+, TM-30 Rf: 96, TM-30 Rg: 100,
- 33,300 lux @ 1m with Bowens Mount Hyper Reflector (Mini) @5,600K

100d S



Key Features:

- Ultra-High Color Quality 100W Output Daylight Bowens Mount Point-Source LED
- Upgraded High SSI LEDs: SSI (D56): 86+ — Significantly Improved Spectral Continuity and Light Quality
- Increased CRI, TLCI, TM-30 and SSI Scores for Super Accurate Colour Rendering
- CRI: 96+, TLCI: 99+, TM-30 Rf: 96, TM-30 Rg: 103
- Up to 34,600 lux @ 1m with Hyper Reflector

VISUAL **IMPACT**

n o r t h e r n



100x S

Key Features:

- Ultra-High Color Quality 100W Output Bi-Color Bowens Mount Point-Source LED
- Upgraded High SSI LEDs: SSI (Tungsten): 89+, SSI (D56): 87+ — Significantly Improved Spectral Continuity & Light Quality
- Increased CRI, TLCI, TM-30 & SSI Scores for Super Accurate Colour Rendering
- CRI: 95+, TLCI: 97+, TM-30 Rf: 96, TM-30 Rg: 102
- Up to 30,500 lux @ 1m with Hyper Reflector @ 5,600K



150c

Key Features:

- RGBWW Full-Color 150W Output Bowens Mount Point-Source LED
- Redesigned Silent Active Cooling System
- Up to 15,610 lux @ 1m with Hyper Reflector @ 5,600K
- 2,500K to 7,500K CCT with G/M Adjustment
- CRI: 95+, TLCI: 95+, TM-30 Rf: 92, TM-30 Rg: 101, SSI (Tungsten): 83, SSI (D56): 71



200d S

Key Features:

- Ultra-High Color Quality, 200W Output Daylight Bowens Mount Point-Source LED
- Upgraded High SSI LEDs: SSI (D56): 87+ — Significantly Improved Spectral Continuity and Light Quality
- Increased CRI, TLCI, TM-30 and SSI scores for Super Accurate Colour Rendering
- CRI: 96+, TLCI: 99+, TM-30 Rf: 95, TM-30 Rg: 103
- Up to 55,800 lux @ 1m with Hyper Reflector



200d S

Key Features:

- Ultra-High Colour Quality 200W Output Bi-Color Bowens Mount Point-Source LED
- Upgraded High SSI LEDs: SSI (Tungsten): 90+, SSI (D56): 89+ — Significantly Improved Spectral Continuity & Light Quality
- Increased CRI, TLCI, TM-30, & SSI Scores for Super Accurate Colour Rendering
- CRI: 95+, TLCI: 98+, TM-30 Rf: 97, TM-30 Rg: 101
- Up to 45,400 lux @ 1m with Hyper Reflector @ 5,600K

VISUAL **IMPACT**

n o r t h e r n

300c



Key Features:

- 300W RGBWW Full-Color Bowens Mount Point-Source LED
- Picture-Perfect Color Quality with Colour Tunable RGBWW Chipset
- Colour-Blending Optical Design: Compatible with Soft Light & Optical Bowens Mount Modifiers
- High-Quality Output: 26,580+ lux @ 1m with Hyper Reflector (5,600K)
- CRI: 95+, TLCI: 95+, TM-30 Rf: 92, TM-30 Rg: 101, SSI (Tungsten): 83, SSI (D56): 71

P60x



Key Features:

- 300W RGBWW Full-Color Bowens Mount Point-Source LED
- Picture-Perfect Color Quality with Colour Tunable RGBWW Chipset
- Colour-Blending Optical Design: Compatible with Soft Light & Optical Bowens Mount Modifiers
- High-Quality Output: 26,580+ lux @ 1m with Hyper Reflector (5,600K)
- CRI: 95+, TLCI: 95+, TM-30 Rf: 92, TM-30 Rg: 101, SSI (Tungsten): 83, SSI (D56): 71

P60c



Key Features:

- 60W Output RGBWW Lensed LED Panel
- 78W Max Power Draw & 5,900 Lux @ 1m (5600K)
- Tunable CCT from 2,500K to 7,500K
- Tunable Green-Magenta Adjustment (Full Plus/Minus Green)
- CRI: 95+, TLCI: 96+, SSI (Tungsten): ≥83, SSI (D56): ≥74
- Stepless Dimming from 0 to 100% & Sidus Link App Compatible

VISUAL **IMPACT**

n o r t h e r n



F21x

Key Features:

- 100W Output 2'x1' Bi-Color Flexible LED Mat
- 120W Max Power Draw
- 3,632+ lux @ 1m (5600K)
- Tunable CCT from 2,500K to 7,500K
- CRI: 95+, TLCI: 98+, CQS: 96+, SSI (Tungsten): 81+, SSI (D56): 72+



F21c

Key Features:

- 100W Output 2'x1' RGBWW Flexible LED Mat
- 120W Max Power Draw
- 3,360+ lux @ 1m (5600K)
- HSI Full Color Control with Tunable Green-Magenta Adjustment (Plus/Minus Green)
- Tunable CCT from 2,500K to 7,500K



F22x

Key Features:

- 200W Output 2'x2' Bi-Color Flexible LED Mat
- 240W Max Power Draw
- 6,960+ lux @ 1m (5600K)
- Tunable CCT from 2,500K to 7,500K
- CRI: 95+, TLCI: 98+, CQS: 96+, SSI (Tungsten): 81+, SSI (D56): 72+



F22c

Key Features:

- 200W Output 2'x2' RGBWW Flexible LED Mat
- 240W Max Power Draw
- 6,420+ lux @ 1m (5600K)
- HSI Full Color Control with Tunable Green-Magenta Adjustment (Plus/Minus Green)
- Tunable CCT from 2,500K to 7,500K

VISUAL **i**MPACT

n o r t h e r n


T2/4c



Key Features:

- 2ft & 4ft options available
- 20W/40W Output RGBWW LED Tube Light
- 475+/744+ lux @ 1 meter (5,600K)
- HSI Full Color Control with Tunable Green-Magenta Adjustment
- Tunable CCT from 2,500K to 7,500K
- CRI: 95+, TLCI: 98+, CQS: 96+, SSI (Tungsten): 83+, SSI (D56): 73+

PT1/2/4c



Key Features:

- 1ft, 2ft & 4ft options available
- Battery-Powered RGBWW LED Pixel Tube For Creators
- Design Unique & Dynamic Pixelated Effects with 8 Independently Controllable Pixels
- Built-In Batteries for Up to 170 Minutes of Maximum Output with USB-C or 20W/32W USB-PD Fast Charging
- Produces Stunning Skin Tones with Full Color RGBWW Tunability
- Ready-Made Mounting Solutions: 5-Sided End Caps & 3/8-16in Screw Threads for Quick Positioning & Rigging

VISUAL **IMPACT**

n o r t h e r n



Electro Storm XT26



Key Features:

- 2,600W Bi-Colour LED light fixture
- 2,700K to 6,500K CCT range
- Dual accessory mount (Bowens & Electronic Aputure mount)
- Wide range of control options; Sidus Link, LumenRadio CRMX, DMX512, etc.

Electro Storm CS15



Key Features:

- 1,500W Full-Colour LED light fixture
- Ultra high colour quality
- 2,000K to 10,000K CCT range
- SSI (Tungsten): 89+ & SSI (D56): 86+
- Dual accessory mount (Bowens & Electronic Aputure mount)
- Wide range of control options; Sidus Link, LumenRadio CRMX, DMX512, etc.

Light Storm 1200D Pro



Key Features:

- 1200W Daylight LED light fixture
- 5,600K CCT output
- SSI (D56): 73
- Bowens mount for accessories
- Wide range of control options; Sidus Link, LumenRadio CRMX, DMX, etc.

Light Storm 600C Pro



Key Features:

- 600W RGBWWW LED light fixture
- Reproduces over 90% of the Rec.2020 colour space
- CCT range from 2,300K to 10,000K
- SSI (Tungsten): 85 & SSI (D56): 74
- Bowens mount for accessories
- Wide range of control options; Sidus Link, LumenRadio CRMX, DMX, etc.

VISUAL **IMPACT**

n o r t h e r n



Light Storm 600X Pro

Key Features:

- 600W Bi-Colour LED light fixture
- CCT range from 2,700K to 6,500K
- SSI (Tungsten): 85 & SSI (D56): 74
- Bowens mount for accessories
- Wide range of control options; Sidus Link, LumenRadio CRMX, DMX, etc.



Light Storm 600D Pro

Key Features:

- 600W Daylight LED Light
- 5,600K CCT output
- SSI (D56): 72
- Bowens mount for accessories
- Wide range of control options; Sidus Link, LumenRadio CRMX, DMX, etc.



Nova P600C

Key Features:

- 600W RGBWW Soft Panel LED light
- 2,000K to 10,000K CCT range
- 4 light engines for effect/independent DMX control
- SSI (Tungsten): 84 & SSI (D56): 74
- Wide range of control options; Sidus Link, LumenRadio CRMX, DMX, etc.



Nova P300C


Key Features:

- 300W RGBWW Soft Panel LED light
- 2,000K to 10,000K CCT range
- Full-colour tunability
- SSI (Tungsten): 85 & SSI (D56): 74
- Wide range of control options; Sidus Link, LumenRadio CRMX, DMX, etc.

VISUAL **IMPACT**

n o r t h e r n

Infinibar



Key Features:

- RGBWW LED pixel bar light
- 1ft, 2ft & 4ft models available
- Connect multiple Infinibars together
- 2,000K to 10,000K CCT range
- SSI (Tungsten): 85 & SSI (D56): 74
- Wide range of control options; Sidus Link, LumenRadio CRMX, DMX, etc.

MC Pro



Key Features:

- RGBWW Lensed Mini LED panel light
- Pocket-sized design for multiple applications (on-camera, practical, etc)
- 2,000K to 10,000K CCT range
- SSI (Tungsten): 82 & SSI (D56): 72
- Wide range of control options; Sidus Link, LumenRadio CRMX, DMX, etc.

Accent B7c



Key Features:

- Battery-operated RGBWW colour-mixing LED smart bulb for filmmakers
- Standard E26/E27 light bulb socket compatible with various lamps
- Built-in battery: Runs for over 70 minutes at maximum output
- On-board controls to toggle between CCT presets and adjust brightness with ease
- RGB colour tunability with Sidus Link for practical lighting in any scene

VISUAL **i**MPACT

n o r t h e r n



SkyPanel X



Key Features:

- Modular design
- Native soft & hard light technology
- Up to 4,800 lux at 10m
- CCT range from 1,500K to 20,000K
- RGBACL full-spectrum colour engine
- IP66 rating

SkyPanel Series



Key Features:

- Available as a 1x1, 2x1, 4x1 or 4x3 soft diffusion panel
- CCT range from 2,800 K to 10,000 K
- 105° to 115° Beam Spread
- Full Gamut Colour Mixing
- Full minus to full plus green
- 0-100% Dimming plus DMX Control

Orbiter

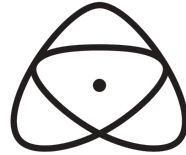


Key Features:

- Colour-Tuneable LED Light
- CCT range from 2,000 K to 20,000 K
- 80° Half Peak Angle, without optics
- Full minus to full plus green
- 0-100% Dimming plus DMX Control

VISUAL **i**MPACT

n o r t h e r n



ATOMOS

Sun Dragon



Key Features:

- Super Lightweight 5m Light Strip
- 5 colour LED (RGBAW)
- 2000 lumens brightness
- CRI: 99, TLCI: 98, SSI: up to 91%
- IP68 rated: Dustproof & waterproof to 1m
- High-density LEDs remove microshadows, reducing needs for diffusers & maximising light output
- Battery or AC powered - 80W per 5m strip
- Wired controller included
- Remote control via Ninja/Shogun series monitors with AirGlu, iOS/Android DMX apps or DMX control panels

VISUAL **IMPACT**

n o r t h e r n

dedolight

PRECISION LIGHTING INSTRUMENTS

DLH4



Key Features:

- Ultra compact size; Light output equal to much larger light sources.
- Project background patterns with optional projection attachment and lenses.
- Clean beam - no stray light; very even light distribution.
- Variety of power options - Worldwide AC 100V to 255V, batteries, automotive power, or small generators.
- 230V dimmer allows precision control of colour temperature.

DLED10



Key Features:

- Daylight & Bi-Colour options available
- 5600K / 2700-6500K colour temp. ranges
- True 0-100% smooth dimming
- 50° - 4° beam focus control
- Active silent cooling - hightec cooling system
- Dual 5/8" vertical/horizontal mounting receptacles or 1 x 1/8" stud

DLH625-T



Key Features:

- 3000-3400K Colour temp. range
- True 0-100% smooth dimming
- 56° - 8° beam focus control
- Passive silent cooling
- Dual 5/8" vertical/horizontal mounting receptacles or 1 x 1/8" stud

VISUAL **IMPACT**

n o r t h e r n

DLH1200-D



Key Features:

- 1200W Daylight HMI Lamp
- 56° - 5° beam focus control
- Passive silent cooling
- Dual 5/8" vertical/horizontal mounting receptacles or 1 x 1/8" stud

DLOBML-BI



Key Features:

- 2700-6500K colour temp. range
- 56° - 4° beam focus control
- Passive silent cooling
- Hotshoe or 1/4-20 mounting

VISUAL **i**MPACT

n o r t h e r n

FOMEX[®]
digital leader



RollLite Series

Key Features:

- Sizes ranging from 2'x1' up to 6'x6'
- Easily attach multiple light mats together to increase size as needed
- 2700-6500K colour temp. range
- TLCI: 97+ / CRI: 96
- 120° beam angle
- IP64 rated against dust & water
- 120W power consumption
- DMX control
- Various accessories available



Flexcolor Series

Key Features:

- 1'x1' & 2'x1' options
- Portable & flexible design
- Full RGBWW LEDs
- 2000-10,000K colour temp. range
- TLCI: 95 / CRI: 95
- IP64 rated against dust & water
- 120W power consumption
- DMX control
- Various accessories available



Flexible FLB Series

Key Features:

- 245x136mm & 245x245mm options
- 3200-6500K colour temp. range
- TLCI: 98 / CRI: 96+
- 120° beam angle
- IP64 rated against dust & water
- 25W power consumption
- DMX control

VISUAL **IMPACT**

n o r t h e r n

Flexible FL Series



Key Features:

- 1'x1' & 2'x1' options
- 2700-6500K colour temp. range
- TLCI: 98 / CRI: 96+
- 120° beam angle
- IP64 rated against dust & water
- 120W power consumption
- DMX control
- Various accessories available

Flexible FLM Series



Key Features:

- Sizes ranging from 0.5'x1' up to 2'x1'
- 2700-6500K colour temp. range
- TLCI: 98 / CRI: 96+
- 120° beam angle
- IP64 rated against dust & water
- 120W power consumption
- DMX control
- Various accessories available

EX Panel Series



Key Features:

- Sizes ranging from 1'x1' up to 3'x1'
- 2700-6500K colour temp. range
- TLCI: 98 / CRI: 96+
- 120° beam angle
- V/Gold battery mounts options
- 180W power consumption
- DMX control
- Various accessories available

VISUAL **IMPACT** n o r t h e r n

Godox



MG2400Bi

Key Features:

- 2600W output across all colour temps.
- 2800-6500K colour temp. range
- TLCI: 96 / CRI: 96
- 0-100% stepless dimming
- Bowens Mount
- DMX512/LumenRadio/Bluetooth app control
- Various accessories available



MG1200Bi

Key Features:

- 1200W output across all colour temps.
- 2800-6500K colour temp. range
- TLCI: 96 / CRI: 96
- Linear, S-curve, exponential & logarithmic dimming curves
- Bowens Mount
- DMX512/LumenRadio/Bluetooth app control
- Various accessories available



M600Bi & M600D

Key Features:

- 730W / 740W output
- 2800-6500K / 5600K colour temp. range
- TLCI: 97 / CRI: 96
- Linear, S-curve, exponential & logarithmic dimming curves
- Bowens Mount
- DMX512/LumenRadio/Bluetooth app control
- Various accessories available

VISUAL **IMPACT**

n o r t h e r n



P600R Hard/P1200R Hard

Key Features:

- Super-bright 650W/1200W output
- RGB LED panel light
- 1800-10,000K CCT range
- Linear, S-curve, exponential & logarithmic dimming curves
- DMX512/LumenRadio/Bluetooth app control
- Various accessories available



TP2R/TP4R/TP8R

Key Features:

- RGB tube lights
- 2', 4' & 8' lengths
- 2000-10,000K CCT range
- 5 modes: CCT mode, HSI mode, RGB mode, GEL mode, FX mode
- DMX512/Bluetooth app control
- Battery powered - up to 180 mins
- Various accessories available



AT200Bi

Key Features:

- Bi-colour LED mat with inflatable softbox
- 4' long when inflated
- 2700-8500K CCT range
- DMX512/Bluetooth app control
- Battery powered - up to 180 mins
- Various accessories available

VISUAL **IMPACT**


n o r t h e r n



FreeStyle Air / Air Mini / Air Max

Key Features:

- Color Rendering TLCI >96, CRI >96,
- TM-30-18 Rf=95, Rg=103
- Dial-in colour temperature control between 2500K-9900K
- FX Control
- Camera Profiles LUTs
- DMX control



Mimik 120

Key Features:

- An image based video lighting tile that mirrors video content while applying a higher tonal and colour rendering range
- 7200 pixels (120x60)
- 5 LEDs per pixel
- Controlled through Megapixel Helios video processor
- IP20 (indoor rated)



Diva-Lite 20/30 LED

Key Features:

- Color Rendering TLCI >96, CRI >96,
- TM-30-18 Rf=95, Rg=103
- Dial-in colour temperature control between 2500K-9900K
- FX Control
- Camera Profiles LUTs
- DMX control

VISUAL **IMPACT**

n o r t h e r n



NEO Series



Key Features:

- For stills & video
- High speed RGBWW on-camera flash
- 2500 digital filters
- 16.7 million colours
- NP-F battery powered
- Touchscreen display
- 1/8000th HSS
- TLCI: 99
- Native iOS & Android control

AEOS Series



Key Features:

- For stills & video
- High speed RGBWW flash
- 2500 digital filters
- 16.7 million colours
- V/Gold mount battery powered
- Touchscreen display
- 1/8000th HSS
- TLCI: 99
- Native iOS & Android control

ANOVA Pro 3



Key Features:

- RGBWW LED panel light
- 2500 digital filters
- "Magic Eye" light sensor
- V/Gold mount battery powered
- Touchscreen display
- TLCI: 99
- IP65 rated
- Native iOS & Android control

VISUAL **i**MPACT

n o r t h e r n

TITAN Series



Key Features:

- For stills & video
- High speed sync RGB flash
- 2500 digital filters
- 16.7 million colours
- Touchscreen display
- TLCI: 99
- 1/8000th HSS
- Built-in wDMX & Bluetooth
- IP65 rated
- Native iOS & Android control